
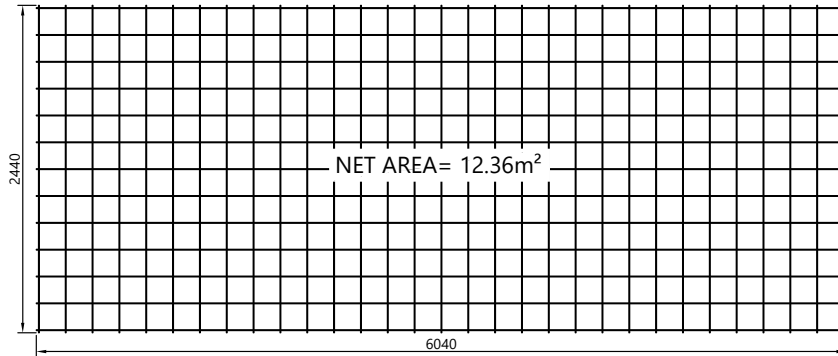


HURRICANE SEISMIC MESH

SE62



TYPICAL OVERLAP
Side and End Detail

MESH SPECIFICATION

SE62	Wire Dia (mm)	Spacing (mm)	Length (mm)	No. of Wires	Overhang (mm)
Longitudinal Wire	6.1 Plain	200	6040	13	20
Cross Wire	6.1 Plain	200	2440	31	20

MESH PROPERTIES

SE62	Sheet Gross Area (m ²)	Nett Coverage (m ²)	Cross Sectional Area/Width (mm ² /m)	Sheet Mass (kg)	Sheet Mass/Area (kg/m ²)	No. of Sheets/Bundle	Bundle Mass (kg)
	14.74	12.36	146.12	35.37	2.40	25	884.16

DESIGN OF REINFORCED CONCRETE STRUCTURES

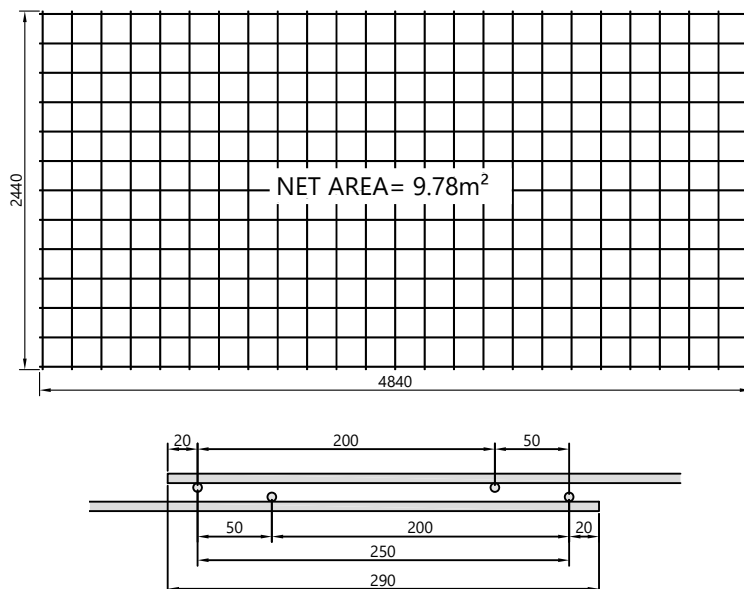
NZS 3101.1 clause 8.7.6(a) is considered the primary clause to determine the overlap from a mesh point of view. The concrete Designer may, with knowledge of the wider design requirements, be able to adjust the overlap, or to review it under 8.7.6(b)

0800 478 335 steelandtube.co.nz

Disclaimer: this data should be used as a guide only, for exact applications you should engage the services of a qualified engineer.
© 2025 Copyright Steel & Tube Holdings Limited.

HURRICANE SEISMIC MESH

SE62RES



TYPICAL OVERLAP
Side and End Detail

MESH SPECIFICATION

SE62RES	Wire Dia (mm)	Spacing (mm)	Length (mm)	No. of Wires	Overhang (mm)
Longitudinal Wire	6.1 Plain	200	4840	13	20
Cross Wire	6.1 Plain	200	2440	25	20

MESH PROPERTIES

SE62RES	Sheet Gross Area (m ²)	Nett Coverage (m ²)	Cross Sectional Area/Width (mm ² /m)	Sheet Mass (kg)	Sheet Mass/Area (kg/m ²)	No. of Sheets/ Bundle	Bundle Mass (kg)
	11.81	9.78	146.12	28.43	2.41	25	710.72

DESIGN OF REINFORCED CONCRETE STRUCTURES


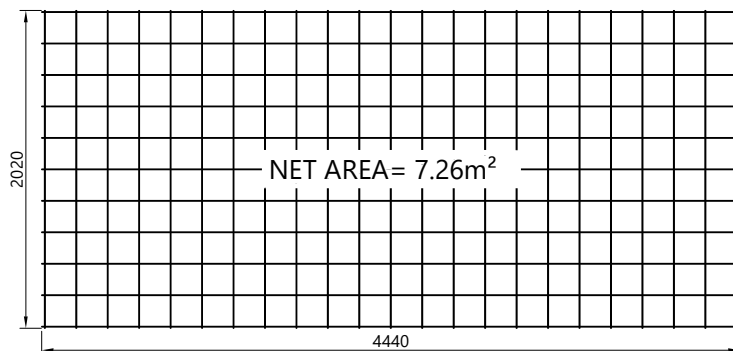
NZS 3101.1 clause 8.7.6(a) is considered the primary clause to determine the overlap from a mesh point of view. The concrete Designer may, with knowledge of the wider design requirements, be able to adjust the overlap, or to review it under 8.7.6(b)

0800 478 335 steelandtube.co.nz

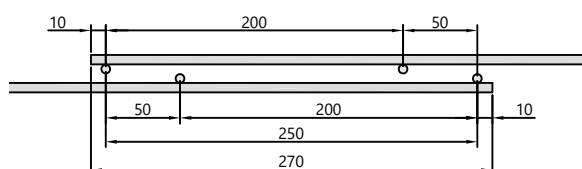
Disclaimer: this data should be used as a guide only, for exact applications you should engage the services of a qualified engineer.
© 2025 Copyright Steel & Tube Holdings Limited.

HURRICANE SEISMIC MESH

SE62SMALL



TYPICAL OVERLAP
End Detail



TYPICAL OVERLAP
Side Detail

MESH SPECIFICATION

SE62SMALL	Wire Dia (mm)	Spacing (mm)	Length (mm)	No. of Wires	Overhang (mm)
Longitudinal Wire	6.1 Plain	200	4440	11	20
Cross Wire	6.1 Plain	200	2020	23	10

MESH PROPERTIES

SE62SMALL	Sheet Gross Area (m ²)	Nett Coverage (m ²)	Cross Sectional Area/Width (mm ² /m)	Sheet Mass (kg)	Sheet Mass/Area (kg/m ²)	No. of Sheets/Bundle	Bundle Mass (kg)
	8.97	7.26	146.12	21.86	2.44	25	546.58

DESIGN OF REINFORCED CONCRETE STRUCTURES


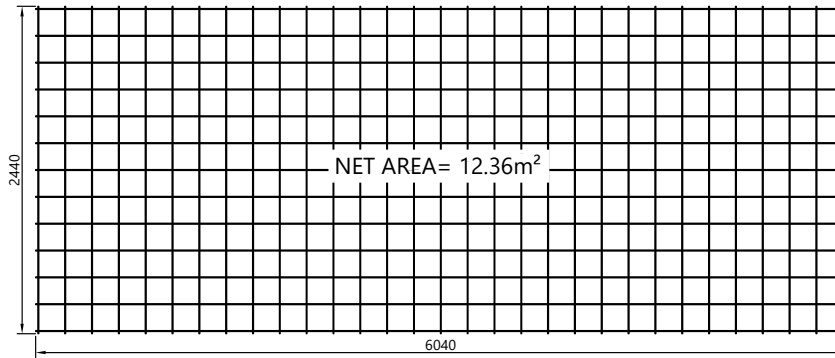
NZS 3101.1 clause 8.7.6(a) is considered the primary clause to determine the overlap from a mesh point of view. The concrete Designer may, with knowledge of the wider design requirements, be able to adjust the overlap, or to review it under 8.7.6(b)

0800 478 335 steelandtube.co.nz

Disclaimer: this data should be used as a guide only, for exact applications you should engage the services of a qualified engineer.
© 2025 Copyright Steel & Tube Holdings Limited.

HURRICANE SEISMIC MESH

SE72



TYPICAL OVERLAP
Side and End Detail

MESH SPECIFICATION

SE72	Wire Dia (mm)	Spacing (mm)	Length (mm)	No. of Wires	Overhang (mm)
Longitudinal Wire	7 Plain	200	6040	13	20
Cross Wire	7 Plain	200	2440	31	20

MESH PROPERTIES

SE72	Sheet Gross Area (m ²)	Nett Coverage (m ²)	Cross Sectional Area/Width (mm ² /m)	Sheet Mass (kg)	Sheet Mass/Area (kg/m ²)	No. of Sheets/ Bundle	Bundle Mass (kg)
	14.74	12.36	192.42	46.57	3.16	25	1164.31

DESIGN OF REINFORCED CONCRETE STRUCTURES

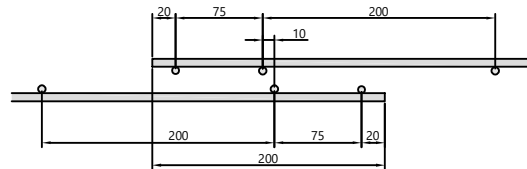
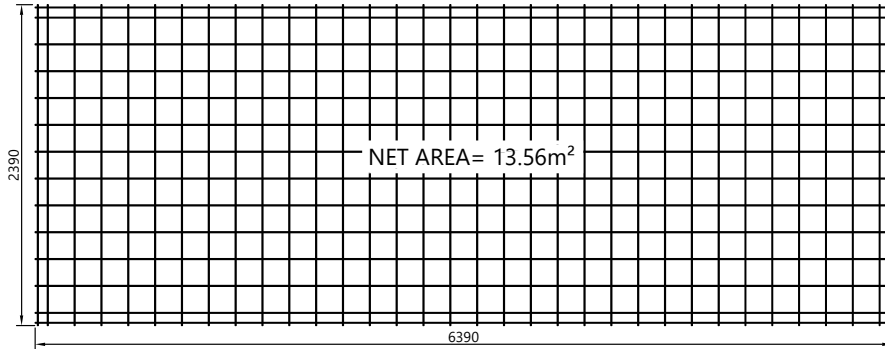
NZS 3101.1 clause 8.7.6(a) is considered the primary clause to determine the overlap from a mesh point of view. The concrete Designer may, with knowledge of the wider design requirements, be able to adjust the overlap, or to review it under 8.7.6(b)

0800 478 335 steelandtube.co.nz

Disclaimer: this data should be used as a guide only, for exact applications you should engage the services of a qualified engineer.
© 2025 Copyright Steel & Tube Holdings Limited.

HURRICANE SEISMIC MESH

SE72DE



TYPICAL OVERLAP
Side and End Detail

MESH SPECIFICATION

SE72DE	Wire Dia (mm)	Spacing (mm)	Length (mm)	No. of Wires	Overhang (mm)
Longitudinal Wire	7 Plain	200	6390	10	20
Cross Wire	7 Plain	200	2390	30	20
Edge Wire (Longitudinal)	6.1 Plain	75	6390	4	20
Edge Wire (Cross)	7 Plain	75	2390	4	20

MESH PROPERTIES

SE72DE	Sheet Gross Area (m ²)	Nett Coverage (m ²)	Cross Sectional Area/Width (mm ² /m)	Sheet Mass (kg)	Sheet Mass/Area (kg/m ²)	No. of Sheets/Bundle	Bundle Mass (kg)
	15.27	13.56	192.42	49.72	3.26	25	1242.93

DESIGN OF REINFORCED CONCRETE STRUCTURES

NZS 3101.1 clause 8.7.6(a) is considered the primary clause to determine the overlap from a mesh point of view. The concrete Designer may, with knowledge of the wider design requirements, be able to adjust the overlap, or to review it under 8.7.6(b)


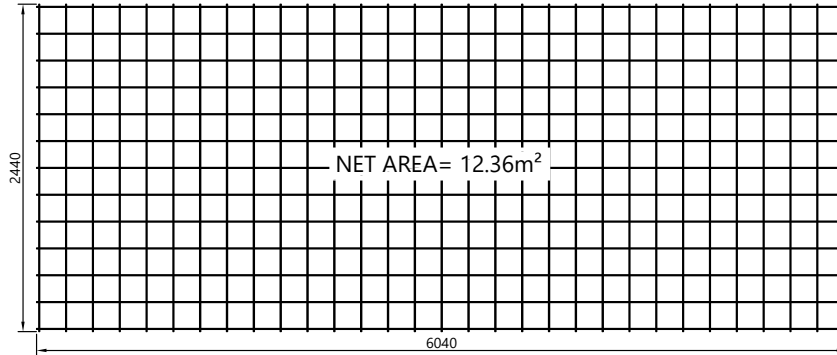
Note: Minimum order quantities apply for DE mesh.

0800 478 335 steelandtube.co.nz

Disclaimer: this data should be used as a guide only, for exact applications you should engage the services of a qualified engineer.
© 2025 Copyright Steel & Tube Holdings Limited.

HURRICANE SEISMIC MESH

SE82



TYPICAL OVERLAP
Side and End Detail

MESH SPECIFICATION

SE82	Wire Dia (mm)	Spacing (mm)	Length (mm)	No. of Wires	Overhang (mm)
Longitudinal Wire	8 Plain	200	6040	13	20
Cross Wire	8 Plain	200	2440	31	20

MESH PROPERTIES

SE82	Sheet Gross Area (m ²)	Nett Coverage (m ²)	Cross Sectional Area/Width (mm ² /m)	Sheet Mass (kg)	Sheet Mass/Area (kg/m ²)	No. of Sheets/ Bundle	Bundle Mass (kg)
	14.74	12.36	251.33	60.83	4.13	25	1520.73

DESIGN OF REINFORCED CONCRETE STRUCTURES

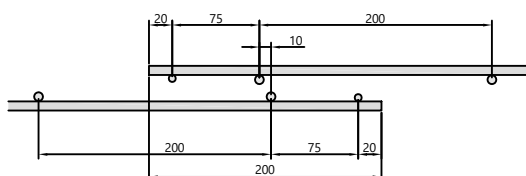
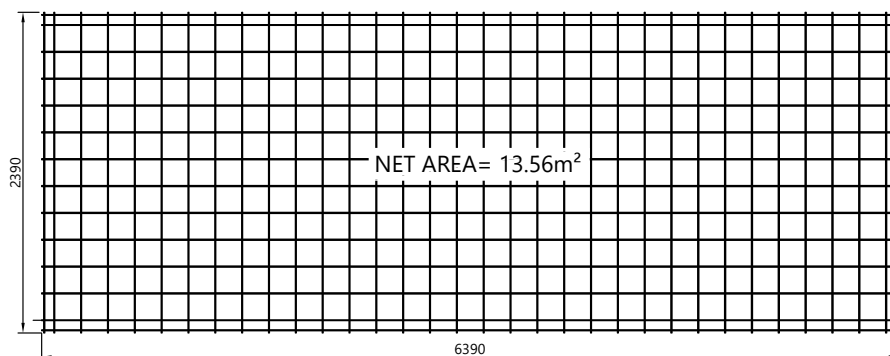
NZS 3101.1 clause 8.7.6(a) is considered the primary clause to determine the overlap from a mesh point of view. The concrete Designer may, with knowledge of the wider design requirements, be able to adjust the overlap, or to review it under 8.7.6(b)

0800 478 335 steelandtube.co.nz

Disclaimer: this data should be used as a guide only, for exact applications you should engage the services of a qualified engineer.
© 2025 Copyright Steel & Tube Holdings Limited.

HURRICANE SEISMIC MESH

SE82DE



TYPICAL OVERLAP
Side and End Detail

MESH SPECIFICATION

SE82DE	Wire Dia (mm)	Spacing (mm)	Length (mm)	No. of Wires	Overhang (mm)
Longitudinal Wire	8 Plain	200	6390	10	20
Cross Wire	8 Plain	200	2390	30	20
Edge Wire (Longitudinal)	6.1 Plain	75	6390	4	20
Edge Wire (Cross)	8 Plain	75	2390	4	20

MESH PROPERTIES

SE82DE	Sheet Gross Area (m ²)	Nett Coverage (m ²)	Cross Sectional Area/Width (mm ² /m)	Sheet Mass (kg)	Sheet Mass/Area (kg/m ²)	No. of Sheets/Bundle	Bundle Mass (kg)
	15.27	13.56	251.33	63.14	4.13	25	1578.54

DESIGN OF REINFORCED CONCRETE STRUCTURES

NZS 3101.1 clause 8.7.6(a) is considered the primary clause to determine the overlap from a mesh point of view. The concrete Designer may, with knowledge of the wider design requirements, be able to adjust the overlap, or to review it under 8.7.6(b)

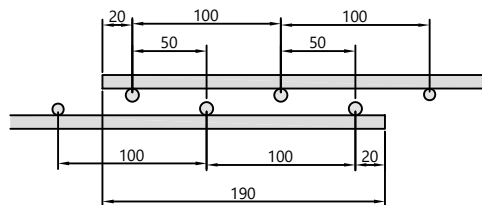
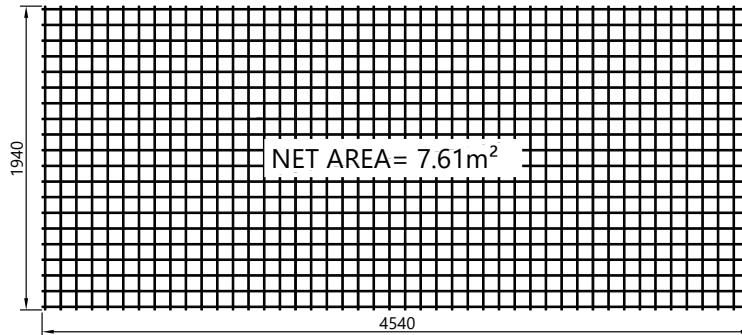
Note: Minimum order quantities apply for DE mesh.

0800 478 335 steelandtube.co.nz

Disclaimer: this data should be used as a guide only, for exact applications you should engage the services of a qualified engineer.
© 2025 Copyright Steel & Tube Holdings Limited.

HURRICANE SEISMIC MESH

SE91



TYPICAL OVERLAP
Side and End Detail

MESH SPECIFICATION

SE91	Wire Dia (mm)	Spacing (mm)	Length (mm)	No. of Wires	Overhang (mm)
Longitudinal Wire	9 Plain	100	4540	20	20
Cross Wire	9 Plain	100	1940	46	20

MESH PROPERTIES

SE91	Sheet Gross Area (m ²)	Nett Coverage (m ²)	Cross Sectional Area/Width (mm ² /m)	Sheet Mass (kg)	Sheet Mass/Area (kg/m ²)	No. of Sheets/ Bundle	Bundle Mass (kg)
	8.81	7.61	636.17	89.91	10.21	20	1798.22

DESIGN OF REINFORCED CONCRETE STRUCTURES


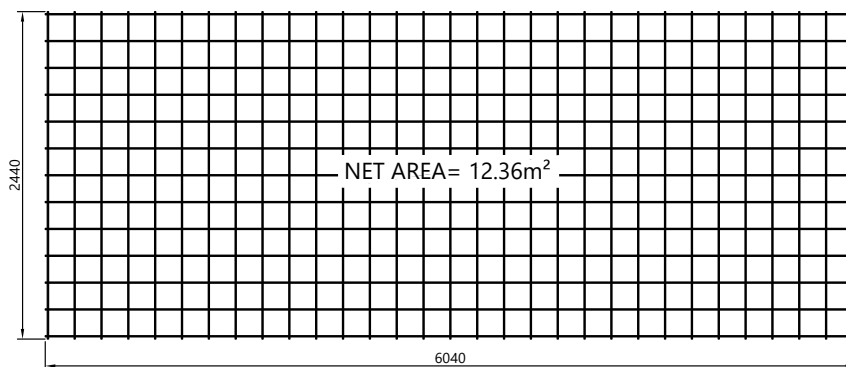
NZS 3101.1 clause 8.7.6(a) is considered the primary clause to determine the overlap from a mesh point of view. The concrete Designer may, with knowledge of the wider design requirements, be able to adjust the overlap, or to review it under 8.7.6(b)

0800 478 335 steelandtube.co.nz

Disclaimer: this data should be used as a guide only, for exact applications you should engage the services of a qualified engineer.
© 2025 Copyright Steel & Tube Holdings Limited.

HURRICANE SEISMIC MESH

SE92



TYPICAL OVERLAP
Side and End Detail

MESH SPECIFICATION

SE92	Wire Dia (mm)	Spacing (mm)	Length (mm)	No. of Wires	Overhang (mm)
Longitudinal Wire	9 Plain	200	6040	13	20
Cross Wire	9 Plain	200	2440	31	20

MESH PROPERTIES

SE92	Sheet Gross Area (m ²)	Nett Coverage (m ²)	Cross Sectional Area/Width (mm ² /m)	Sheet Mass (kg)	Sheet Mass/Area (kg/m ²)	No. of Sheets/ Bundle	Bundle Mass (kg)
	14.74	12.36	318.09	76.99	5.22	20	1539.73

DESIGN OF REINFORCED CONCRETE STRUCTURES

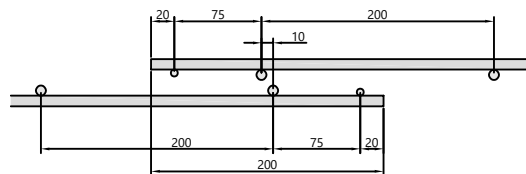
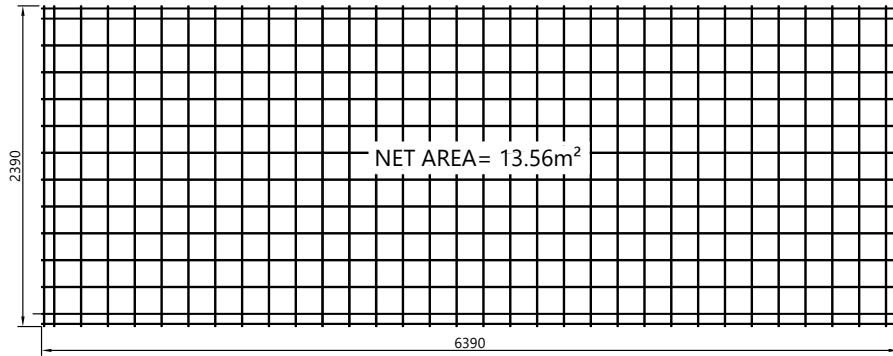
NZS 3101.1 clause 8.7.6(a) is considered the primary clause to determine the overlap from a mesh point of view. The concrete Designer may, with knowledge of the wider design requirements, be able to adjust the overlap, or to review it under 8.7.6(b)

0800 478 335 steelandtube.co.nz

Disclaimer: this data should be used as a guide only, for exact applications you should engage the services of a qualified engineer.
© 2025 Copyright Steel & Tube Holdings Limited.

HURRICANE SEISMIC MESH

SE92DE



TYPICAL OVERLAP
Side and End Detail

MESH SPECIFICATION

SE92DE	Wire Dia (mm)	Spacing (mm)	Length (mm)	No. of Wires	Overhang (mm)
Longitudinal Wire	9 Plain	200	6390	10	20
Cross Wire	9 Plain	200	2390	30	20
Edge Wire (Longitudinal)	6.1 Plain	75	6390	4	20
Edge Wire (Cross)	9 Plain	75	2390	4	20

MESH PROPERTIES

SE92DE	Sheet Gross Area (m ²)	Nett Coverage (m ²)	Cross Sectional Area/Width (mm ² /m)	Sheet Mass (kg)	Sheet Mass/Area (kg/m ²)	No. of Sheets/Bundle	Bundle Mass (kg)
	15.27	13.56	318.09	78.36	5.13	20	1567.12

DESIGN OF REINFORCED CONCRETE STRUCTURES

NZS 3101.1 clause 8.7.6(a) is considered the primary clause to determine the overlap from a mesh point of view. The concrete Designer may, with knowledge of the wider design requirements, be able to adjust the overlap, or to review it under 8.7.6(b)

Note: Minimum order quantities apply for DE mesh.

0800 478 335 steelandtube.co.nz

Disclaimer: this data should be used as a guide only, for exact applications you should engage the services of a qualified engineer.
© 2025 Copyright Steel & Tube Holdings Limited.